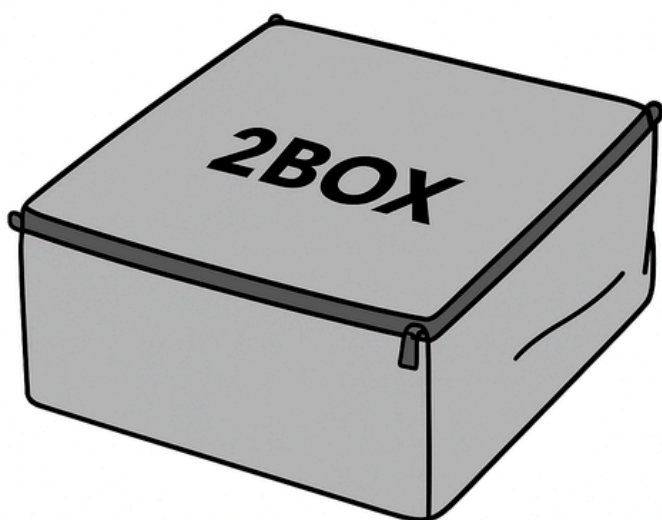


2BOX INSTALLATION GUIDE

Front Trunk Storage for Dongfeng Nammi Box





M5

4x



1x



4x



4x

STEP 1: Open the hood of your car

STEP 2: Remove the 4 plugs

STEP 3: Put the 2BOX bag inside in the prepared area

STEP 4: Use your hand to screw in the bolt on the top right corner until it catches (do not tighten fully)

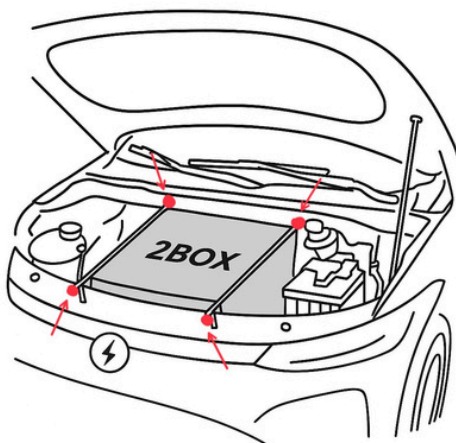
STEP 5: Use your hand to screw in the bolt on the top left corner until it catches (do not tighten fully)

STEP 6: Tighten the lower right screw fully with a screwdriver.

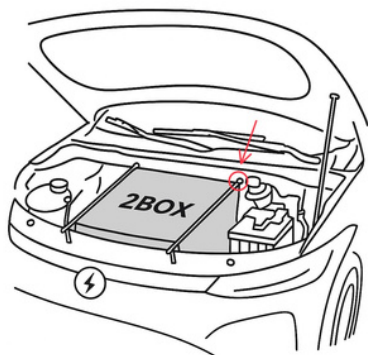
STEP 7: Tighten the lower left screw fully with a screwdriver.

READY TO USE :)

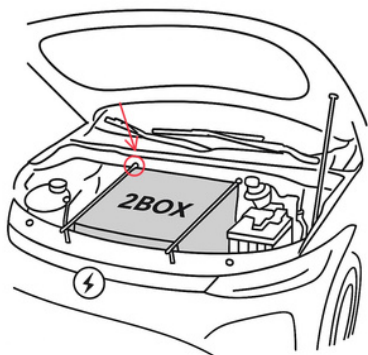
STEP 2



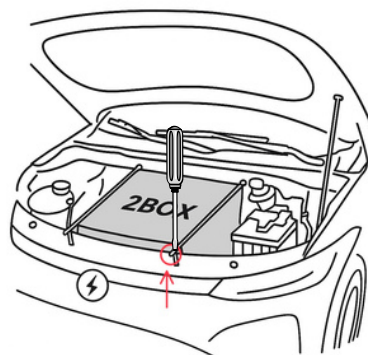
STEP 4



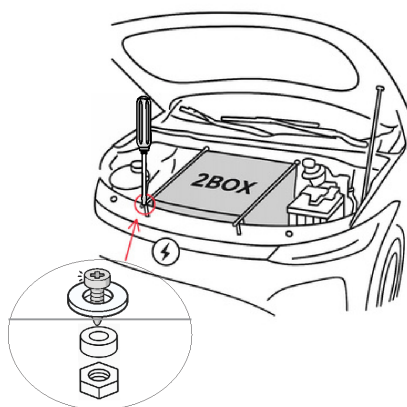
STEP 5



STEP 6



STEP 7



<https://2box.fun>
scan for more info